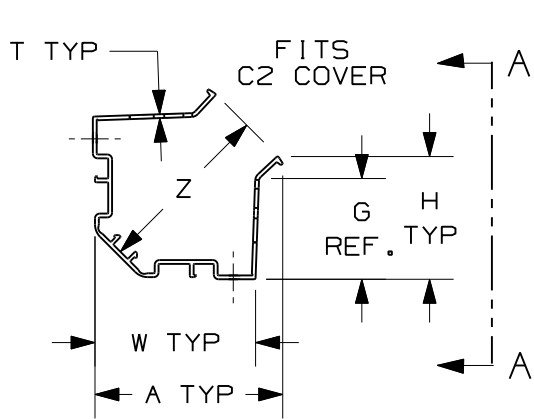
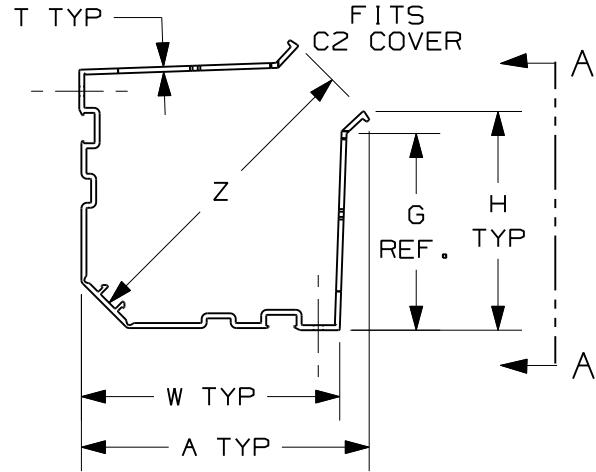


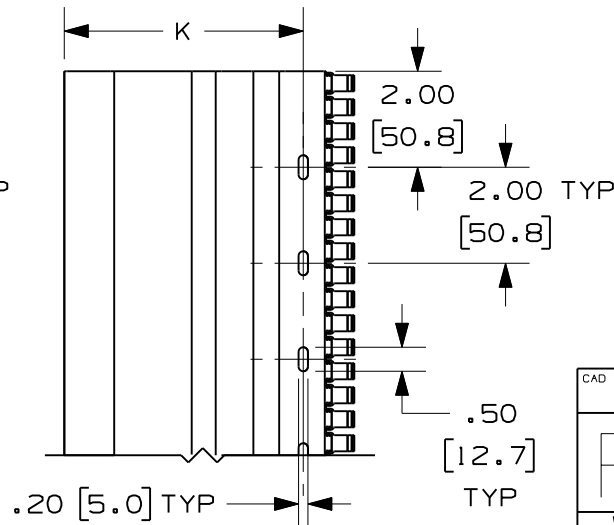
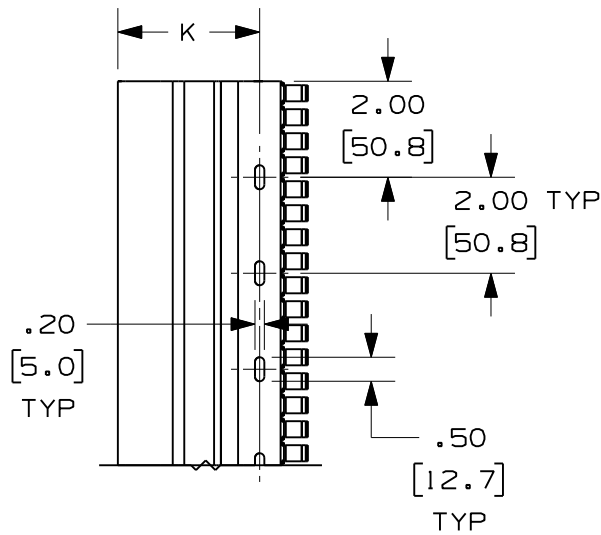
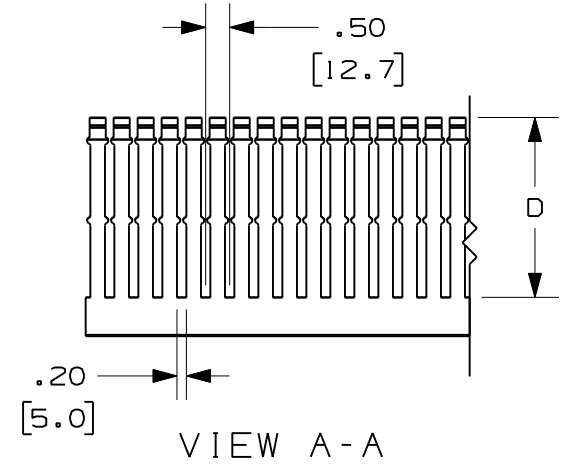
THIS COPY IS PROVIDED ON A RESTRICTED BASIS AND IS NOT TO BE USED IN ANY WAY DETRIMENTAL TO THE INTERESTS OF PANDUIT CORP.



CWD 2"



CWD 3" & 4"



NOTES:



1. "W" MEASURED AT BASE.
2. STANDARD LENGTH: 6ft. (1.83m)
3. SEE CURRENT CATALOG FOR ADDITIONAL PART NUMBER SUFFIXES TO INDICATE COLOR AND OR PACKAGE QUANTITY.
4. FOR USE WITH C2**6 COVER. (SEE DRAWING # 34518-17.)
5. FOR USE WITH CDCLP2, CDCLP3 OR CDCLP4. (SEE DRAWING # 39178-04.)
6. FOR USE WITH CDLB3 OR CDLB4. (SEE DRAWING # 39257-07.)

CAD FILENAME/LAYERS D39210AB_DC_CWD/03A

PANDUIT CORP. TINLEY PARK, ILLINOIS

WIRING DUCT SPECIFICATIONS
TYPE "CWD" CORNER DUCT
CUSTOMER DRAWING

| REV | DATE | BY | CHK | DESCRIPTION | ECN | R | CUST | SUP |
|-----|---------|------|------|---|----------|------|------|-----|
| | | | | F. CHANGED DIMENSIONS | | | | |
| 2 | 4-19-12 | JCST | MRJS | E. ADDED / UPDATED NOTES ABOUT CLIPS D. ADDED CWD2 PRODUCT AND SHEET 2 | 39210-03 | RAMI | RAMI | |
| -- | ----- | --- | --- | C. CHANGED DECIMAL PLACES TO .XX | ----- | --- | --- | |
| 1 | 5-9-06 | JCST | JKG | B. DUAL DIMENSIONED CHART A. UPDATED GEOMETRY / DIMENSIONS | 39210-03 | JKG | JKG | |
| R | 1-26-06 | JCST | JKG | DRAWING RELEASED TO PRODUCTION | 39210-03 | JKG | JKG | |

UNLESS OTHERWISE SPECIFIED, DIMENSIONAL TOLERANCES ARE:
(.X) ± .1 (.25) (.XXX) ±
(.XX) ± .04 (.1) ANGLES ±

UNLESS OTHERWISE SPECIFIED, ALL DIMENSIONS ARE GIVEN IN INCHES, THIRD ANGLE PROJECTION.

DRAWN BY JCST
DATE 1-26-06
CHK'D JKG

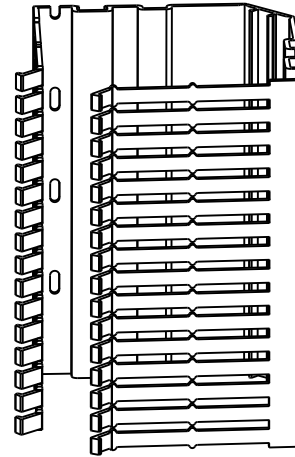
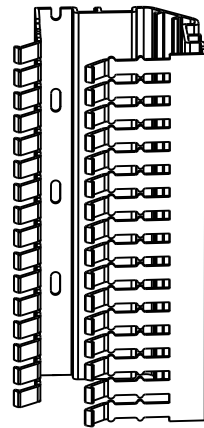
MAT'L: PVC

SCALE NONE
DRAWING NO. 39210-03
SHEET 1 OF 2
DWG SIZE A

THIS COPY IS PROVIDED ON A RESTRICTED BASIS AND IS NOT TO BE USED IN ANY WAY DETRIMENTAL TO THE INTERESTS OF PANDUIT CORP.

| PART NO. | A | D | G | H | K | T | W | Z |
|--|---------------|--------------|---------------|---------------|---------------|------------|---------------|---------------|
| $\triangle D$ CWD2**6 | 3.91 99.3 | 1.81 45.9 | 2.10 53.4 | 2.57 65.3 | 2.93 74.3 | .08 2.0 | 3.35 85.0 | 3.72 94.6 |
| $\triangle F$ $\triangle C$ CWD3**6 | 4.98 126.6 | 2.83 71.8 | 3.10 79.1 | 3.57 90.7 | 3.88 98.6 | .10 2.4 | 4.40 111.8 | 5.16 131.0 |
| $\triangle B$ $\triangle A$ CWD4**6 | 5.94 150.9 | 3.84 97.5 | 4.10 104.1 | 4.58 115.7 | 4.93 125.2 | .11 2.7 | 5.33 135.3 | 6.54 166.0 |

** = COLOR



$\triangle D$

CAD FILENAME/LAYERS D39210AB_DC_CWD/03A

PANDUIT CORP. TINLEY PARK, ILLINOIS

WIRING DUCT SPECIFICATIONS
TYPE "CWD" CORNER DUCT
CUSTOMER DRAWING

UNLESS OTHERWISE SPECIFIED,
DIMENSIONAL TOLERANCES ARE:
(.X) ± .1 (.25) (.XXX) ±
(.XX) ± .04 (.1) ANGLES ±

UNLESS OTHERWISE SPECIFIED,
ALL DIMENSIONS ARE GIVEN
IN INCHES, THIRD ANGLE PROJECTION.

| REV | DATE | BY | CHK | DESCRIPTION | ECN | R | CUST | SUP |
|-----|---------|------|------|---------------------------|----------|---|------|------|
| 2 | 4-19-12 | JCST | MRJS | SEE SHEET 1 FOR REVISIONS | 39210-03 | | RAMI | RAMI |
| 1 | 5-9-06 | JCST | JKG | SEE SHEET 1 FOR REVISIONS | 39210-03 | | JKG | JKG |
| R | 1-26-06 | JCST | JKG | SEE SHEET 1 FOR REVISIONS | 39210-03 | | JKG | JKG |

DRAWN BY
JCST
DATE
1-26-06
CHK'D
JKG

MAT'L:

PVC

SCALE NONE
DRAWING NO.
39210-03
SHEET 2 OF 2

DWG
A
SIZE